



F&F Filipowski L.P.
Konstantynowska 79/81, 95-200 Pabianice, POLAND
phone/fax (+48 42) 215 23 83 / (+48 42) 227 09 71
www.fif.com.pl; e-mail: biuro@fif.com.pl

PK-2Z-LED 230V

Electromagnetic
relay



Do not dispose of this device in the trash along with other waste!

According to the Law on Waste, electro coming from households free of charge and can give any amount to up to that end point of collection, as well as to store the occasion of the purchase of new equipment (in accordance with the principle of old-for-new, regardless of brand). Electro thrown in the trash or abandoned in nature, pose a threat to the environment and human health.



Purpose

Electromagnetic relay in a single-module housing for direct mounting on the TH-35 rail.



The "LED" version of the relay is equipped with a contact designed to cooperate with receivers with high starting current, such as: LED fluorescent lamps, ESL fluorescent lamps, electronic transformers, discharge lamps, etc.

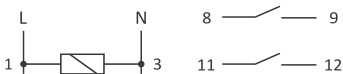
Functioning

Applying the supply voltage to the relay coil will close the contact 1 between terminals 8-9 and the contact 2 between terminals 11-12. This state is indicated by a green LED. After a power failure, the both contacts open.

Mounting

1. Disconnect the power supply.
2. Fix the relay on the rail in the distribution box.
3. Connect the power supply to terminals 1-3 (any order).
4. Contacts (8-9 and 11-12) should be connected as provided for function for them (2×NO contact).

Wiring diagram



- 1-3 power supply 230 V AC
8-9 NO contact 1
11-12 NO contact 2






Technical data

power supply	230 V AC
maximum load current (AC-1)	2×16 A (120 A/20 ms)*
switching voltage	250 V AC
contact	separated 2×NO
usage category	AC-7a
insulation voltage	400 V
surge voltage	
contacts-coil	2.5 kV
contact separation	1.2 kV
surge resistance	3 kV
current consumption	25 mA
activation time	<40 ms
deactivation time	<20 ms
mechanical durability	min. 5×10 ⁶ cycles
electrical durability	min. 1×10 ⁵ cycles
power indication	LED
power consumption	25 mA
working temperature	-25÷50°C
terminal	2.5 mm ² screw terminals
tightening torque	0.4 Nm
dimensions	1 module (18 mm)
mounting	on TH-35 rail
ingress protection	IP20

* The value depends on the nature of the load. More information in power table on the next page.

Power table

Table for loads supplied with 230 V AC:

				
tungsten	halogen	fluorescent	energy-saving	LED
3000 W	2500 W	1500 W	750 W	750 W

The above data are indicative and will heavily depend on the design of a specific receiver (that is especially important for LED bulbs, energy-saving lamps, electronic transformers and pulse power supply units), switching frequency and operating conditions.

For more information visit: www.fif.com.pl.

Warranty

The F&F products are covered by a warranty of the 24 months from the date of purchase. Effective only with proof of purchase. Contact your dealer or directly with us.

CE declaration

F&F Filipowski L.P. declares that the device is in conformity with the essential requirements of The Low Voltage Directive (LVD) 2014/35/EU and the Electromagnetic Compatibility (EMC) Directive 2014/30/UE.

The CE Declaration of Conformity, along with the references to the standards in relation to which conformity is declared, can be found at www.fif.com.pl on the product page.