



F&F Filipowski L.P.
Konstantynowska 79/81, 95-200 Pabianice, Poland
phone/fax (+48 42) 215 23 83 / (+48 42) 227 09 71
www.fif.com.pl; e-mail: biuro@fif.com.pl

Wireless system
F&Wave

FW-RC10

10-button remote control



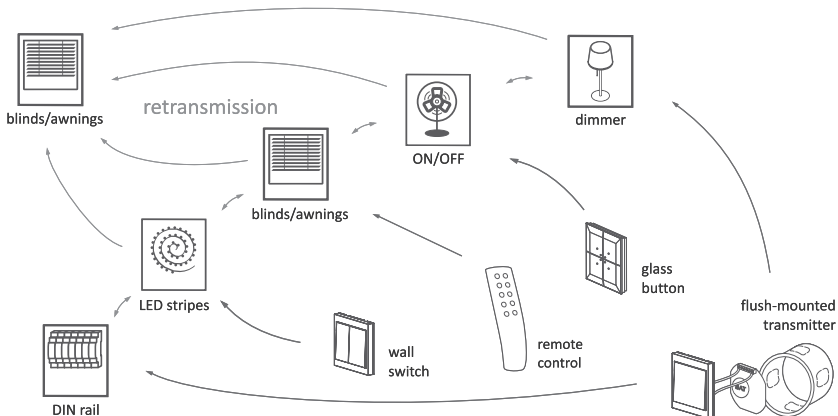
5 19 08 31 21 59 93 40 1

Do not dispose of this device to trash with other unsorted waste! In accordance with the Waste Electrical and Electronic Equipment Act any household electro-waste can be turned in free of charge and in any quantity to a collection point established for this purpose, as well as to the store in the event of purchasing new equipment (as per the old for new rule, regardless of brand). Electro-waste thrown in the trash or abandoned in the bosom of nature pose a threat to the environment and human health.



Description of the system

F&Wave is a family of wireless devices controlled by radio with a range of up to 100 meters*. The receivers are available in either a DIN-rail mounting version (housing 1S) or a $\varnothing 60$ flush-mounted version. The transmitters are available as handheld remote controllers or as a flush-mounted version. The receivers relay control signals. The device that receives a control signal from the transmitter will automatically send it forward, which allows to increase the range of the remote control.



* Range of up to 100 meters in open space without any interfering factors. In building conditions and in the presence of interference sources (power lines, transmitters, etc.) the actual range may be smaller.

Features of the device

- ◆ 10-button remote control transmitter;
- ◆ Cooperation with remote control transmitters of the F&Wave system;
- ◆ The ability to control any number of receivers;
- ◆ ON/OFF functionality (bistable switch) with receivers: FW-R1P, FW-R1D, FW-R2P, FW-R2D, FW-D1P, FW-D1D, FW-LED2P, FW-LED2D;
- ◆ Raise/lower the roller-blind functionality with receivers: FW-STR1P, FW-STR1D;
- ◆ Dim/lighten the lighting functionality with receivers: FW-D1P, FW-D1D, FW-LED2P, FW-LED2D..

View of the device



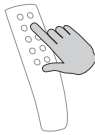
Pairing

1



After the receiver is properly connected, press and hold the PROG button until the device activates output circuit and the communication LED will go off.

2



Press the selected button on a remote control.

3

Correct pairing will be confirmed by temporary switching off of the output circuit and the LED will turn on again.



Exit from the receiver programming mode will occur automatically after 30 seconds of waiting for a signal from the transmitter or after a short press of the PROG button.



Each channel of the receiver can be paired with eight different transmitters (remote buttons). Pairing with more buttons will remove the first entries made in the receiver.

Unpairing

Unpairing of the remote control from the receiver is possible only by clearing the list of all transmitters in the receiver. To clear the list of transmitters cooperating with the receiver, press the PROG button and hold it down for at least 10 seconds. Fast flashing of communication LED will indicate that the memory of the controller has been cleared.

Buttons



Due to the nature of transmission and retransmission do not use the same button in transmitter more often than every 2 seconds. Switching of the receiver may be carried out with a short delay.



We do not recommend the use of remote bistable transmitters to control a group of receivers due to the possibility of desynchronization of the activation state (especially when operating on larger distances and/or simultaneous use of local buttons on the receivers).

Devices of the F&Wave system

Battery transmitters

Type	Product
Flood sensor	FW-FS1
Remote control	FW-KEY, FW-RC4, FW-RC10
Wall button	FW-WS1, FW-WS2, FW-WS3
	FW-WSO1, FW-WSO2, FW-WSO4
Flush-mounted box ø60	FW-RC5


AC transmitters

Type	Product
Flush-mounted box ø60	FW-GS1, FW-GS2, FW-GS4
	FW-RC4-AC

Receivers

Function	Flush-mounted box ø60	DIN rail
Correct operation of LED light bulbs with devices of the FW-...-NN series	FW-BYPASS-NN	---
Universal dimmer	FW-D1P	FW-D1D
2-channel LED controller	FW-LED2P	FW-LED2D
Single relay	FW-R1P	FW-R1D
Single multifunction relay	FW-R1P-P, FW-R1-P-NN	FW-R1D-P
Double relay	FW-R2P	FW-R2D
Double multifunction relay	FW-R2P-P, FW-R2P-NN	FW-R2D-P
Roller blind controller	FW-STR1P	FW-STR1D
Roller blind multifunction controller	FW-STR1P-P	FW-STR1D-P

Battery replacement

- ① Remove the 6 screws securing the rear remote control cover.
 - ② Remove the rear cover.
 - ③ Remove the battery from the holder.
 - ④ Fit new battery paying particular attention to correct polarity. The "+" sign of the battery upwards.
 - ⑤ Close the cover and then screw in the 6 screws securing the rear remote control cover.
-
-  Do not dispose of used batteries in the waste bin! The user is obliged to take used batteries to a recycling collection point.
-

Technical data

power supply	3 V DC
battery	CR2032
battery life	approx. 15 hours of transmitting (pressed button on the remote control)
radio frequency	868 MHz
maximum emitted frequency power	10 mW
power consumption	
button pressed	20 mA
standby	15 nA
working temperature	-25-50°C
dimensions	43×149×44 mm

Warranty

F&F products are covered by a 24 month warranty from the date of purchase. The warranty is effective only with a proof of purchase. Contact your dealer or directly with us.

CE declaration

F&F Filipowski L.P. declares that the device is in conformity with the essential requirements of Directive 2014/53/EU of the European Parliament and of the Council of 16 April 2014 on the harmonisation of the laws of the Member States relating to the making available on the market of radio equipment and repealing Directive 1999/5/EC. The CE Declaration of Conformity, along with the references to the standards in relation to which conformity is declared, can be found at www.fif.com.pl on the product page.

Compliance with the standards

PN-EN 55024:2011
PN-EN 60669-1:2006
PN-EN 60669-2-2:2008
PN-EN 62368-1:2015-03
PN-ETSI EN 300 220-1 V3.1.1:2017-08
PN-ETSI EN 300 220-2 V3.1.1:2017-08
PN-ETSI EN 301 489-1 V2.1.1:2017-08
PN-ETSI EN 301 489-3 V1.6.1:2014-03