



F&F Filipowski sp. j.
Konstantynowska 79/81, 95-200 Pabianice, POLAND
phone/fax (+48 42) 215 23 83 / (+48 42) 227 09 71
www.fif.com.pl; e-mail: biuro@fif.com.pl

BIS-408-LED

Bistable relay



5190831215982991

Do not dispose of this device in the trash along with other waste!

According to the Law on Waste, electro coming from households free of charge and can give any amount to up to that end point of collection, as well as to store the occasion of the purchase of new equipment (in accordance with the principle of old-for-new, regardless of brand). Electro thrown in the trash or abandoned in nature, pose a threat to the environment and human health.



Purpose

Electronic bistable pulse relay BIS-408-LED allows switching on or off the lighting or other device from several different points by parallel connected, momentary (bell) control switches.



Version with the "LED" index has a contact adapted to work with receivers with high starting current, such as LED lamps, ESL fluorescent lamps, electronic transformers, discharge lamps, etc.

Functioning

The receiver is switched on after a current pulse caused by pressing any momentary (bell) button connected to the relay.

The receiver is turned off after the next impulse.

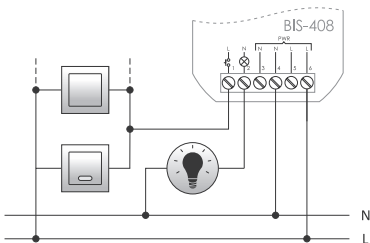
The relay does not have a „memory” of the contact position, which means in the event of a power failure and its subsequent return, the relay contact will be set to „off”.

This prevents the controlled receivers from being switched on automatically without supervision after a prolonged power failure.

Mounting

1. Disconnect the power supply.
2. Mount relay in the flush-mounted box.
3. Connect the power supply cables to PWR group: phase L-wire to terminal 5 or 6 and neutral N-wire to terminal 3 or 4.
4. Momentary switches connected in parallel connect to terminal 1 and phase L-wire.
5. Connect the powered receiver in series to terminal 2 and neutral N-wire.

Wiring diagram



- 1 control input
- 2 relay output
- 3/4 N power supply
- 5/6 L power supply



BIS-408-LED is compatible with backlit buttons.








The maximum total backlight current of all connected buttons must not exceed 5 mA.

Technical data

power supply	165÷265 V AC
contact	1×NO
maximum load current (AC-1)	16 A (120 A/20 ms)
control pulse current	5 mA
activation delay	0.1÷0.2 s
switch-off time (adjustable)	1÷15 min.
power indication	green LED
power consumption	
standby	0.15 W
on	0.7 W
terminal	2.5 mm ² screw terminals
tightening torque	0.4 Nm
working temperature	-25÷50°C
dimensions	∅54 (size 48×43 mm), h= 25 mm
mounting	in flush mounted box ∅60
ingress protection	IP20

Power table

				
tungsten	halogen	fluorescent	energy-saving	LED
2000 W	1250 W	1000 W	500 W	250 W

The above data are indicative and will heavily depend on the design of a specific receiver (that is especially important for LED bulbs, energy-saving lamps, electronic transformers and pulse power supply units), switching frequency and operating conditions.

For more information visit: www.fif.com.pl.

Warranty

The F&F products are covered by a warranty of the 24 months from the date of purchase. Effective only with proof of purchase. Contact your dealer or directly with us.

CE declaration

F&F Filipowski sp. j. declares that the device is in conformity with the essential requirements of The Low Voltage Directive (LVD) 2014/35/EU and the Electromagnetic Compatibility (EMC) Directive 2014/30/UE.

The CE Declaration of Conformity, along with the references to the standards in relation to which conformity is declared, can be found at www.fif.com.pl on the product page.