



F&F Filipowski L.P.
Konstytucyjowa 79/81, 95-200 Pabianice, POLAND
phone/fax (+48 42) 215 23 83 / (+48 42) 227 09 71
www.fif.com.pl; e-mail: biuro@fif.com.pl

AZ-B PLUS UNI

Light dependent relay,
with hermetic probe



Do not dispose of this device in the trash along with other waste!

According to the Law on Waste, electro coming from households free of charge and can give any amount to up to that end point of collection, as well as to store the occasion of the purchase of new equipment (in accordance with the principle of old-for-new, regardless of brand). Electro thrown in the trash or abandoned in nature, pose a threat to the environment and human health.



Purpose

Light dependent relay servers to switch-ON the lighting of streets, squares, shop windows, neon lamps etc, at twilight and to switch-OFF afore mentioned lighting at dawn.

Functioning

The probe of relay should be situated at place with permanent access to day light, which, due to its changes of intensity, will cause switching ON and OFF the lighting. The exact time of switching the lighting can be set by potentiometer by the user. Turn in the direction of "half moon" will delay switching-ON, turning in the direction of "sun" will advance switching-ON. The relay is equipped with a delay system, which delays switching ON and OFF the lighting, thus eliminating the influence of accidental disturbances like thunder lightings on the relay functioning.

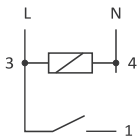
Mounting

1. Turn off the power supply.
2. Mount the relay on a rail in the control box.
3. Mount the probe in a place that is not illuminated by a switched (or other) light source. The relay connect with connection diagram.
4. Use a screwdriver to set the tripping threshold.

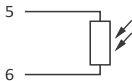


In the case of check the power to act the relay, all relay should be securely covered, e.g. by carton or dark mine cloth. Covered just probe "eye", e.g. by finger is insufficient because intensity of day light is very intense and penetrate to fotoresistor by the plastic box and human body.

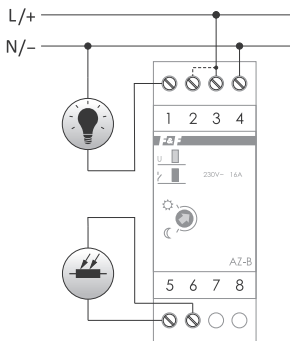
Description of terminals



- 1 NO output contact
- 3-4 supply 12÷264 V AC/DC
- 5-6 probe terminals








Connection diagram



Technical data

power supply	12÷264 V AC/DC
maximum load current (AC-1)	16 A
activation threshold (adjustable)	2÷1000 lx
activation threshold (default)	approx. 7 lx
hysteresis	approx. 15 lx
on delay	approx. 10 s
off delay	approx. 20 s
power consumption	0,56 W
terminal	2.5 mm ² screw terminals (cord) 4.0 mm ² screw terminals (wire)
tightening torque	0.4 Nm
working temperature	-25÷50°C
dimensions	2 modules (35 mm)
mounting	on TH-35 rail
protection level	
automat	IP20
probe	IP65

Power table

				
tungsten	halogen	fluorescent	energy-saving	LED
2300 W	1500 W	750 W	450 W	450 W

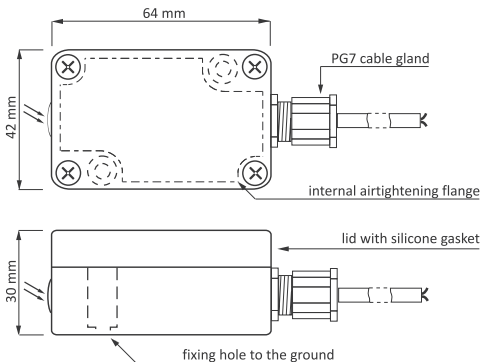
The above data are indicative and will heavily depend on the design of a specific receiver (that is especially important for LED bulbs, energy-saving lamps, electronic transformers and pulse power supply units), switching frequency and operating conditions.

For more information visit: www.fif.com.pl

External, hermetic probe PLUS

The photosensitive sensor in a special, small plastic box. Connected with round cable, max. $\varnothing 7$ (such as $2 \times 0.5 \text{ mm}^2$), through the PG7 cable gland.

Box with a special sealing flange, fixed to the base by means of 2 screws, closed with a cover with silicone gasket using 4 screws.



Do not lead the probe cables close to parallel live cables carrying high currents.

Warranty

The F&F products are covered by a warranty of the 24 months from the date of purchase. Effective only with proof of purchase. Contact your dealer or directly with us.

CE declaration

F&F Filipowski L.P. declares that the device is in conformity with the essential requirements of The Low Voltage Directive (LVD) 2014/35/EU and the Electromagnetic Compatibility (EMC) Directive 2014/30/UE.

The CE Declaration of Conformity, along with the references to the standards in relation to which conformity is declared, can be found at www.fif.com.pl on the product page.

«F&F»[®]